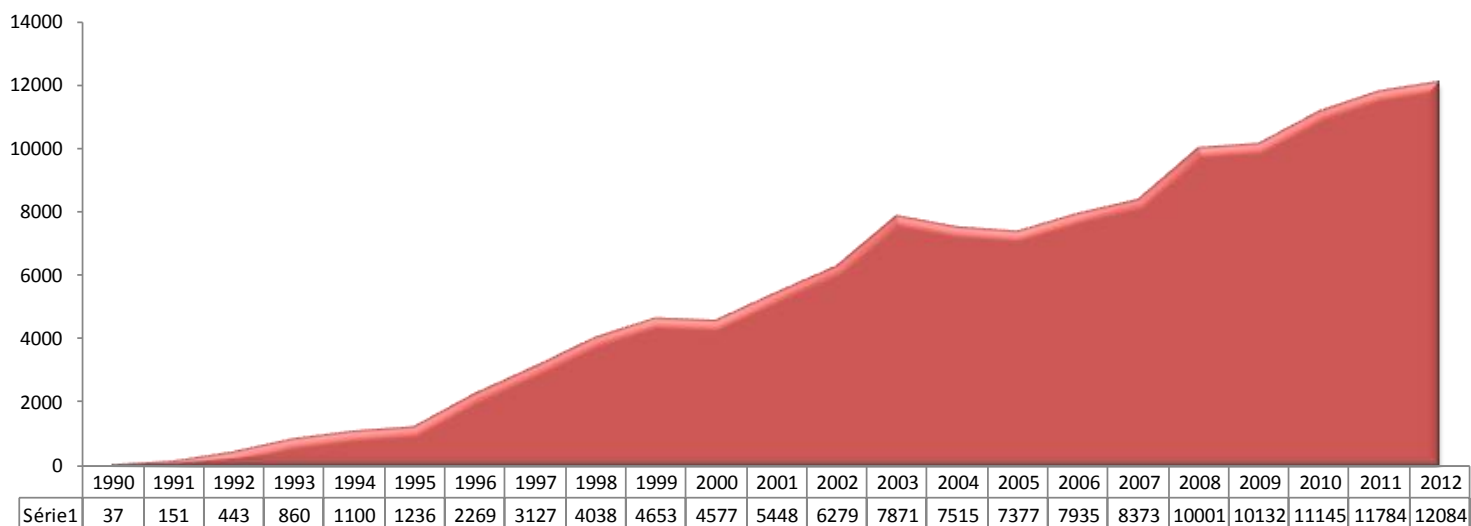


STATISTICAL REPORT | 2012

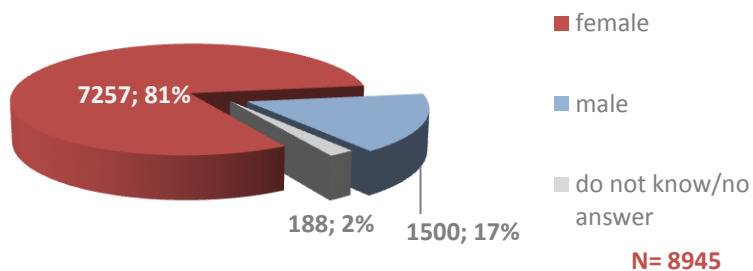
statistical evolution (1990-2010)



N= 128 435

victim

sex of the victim

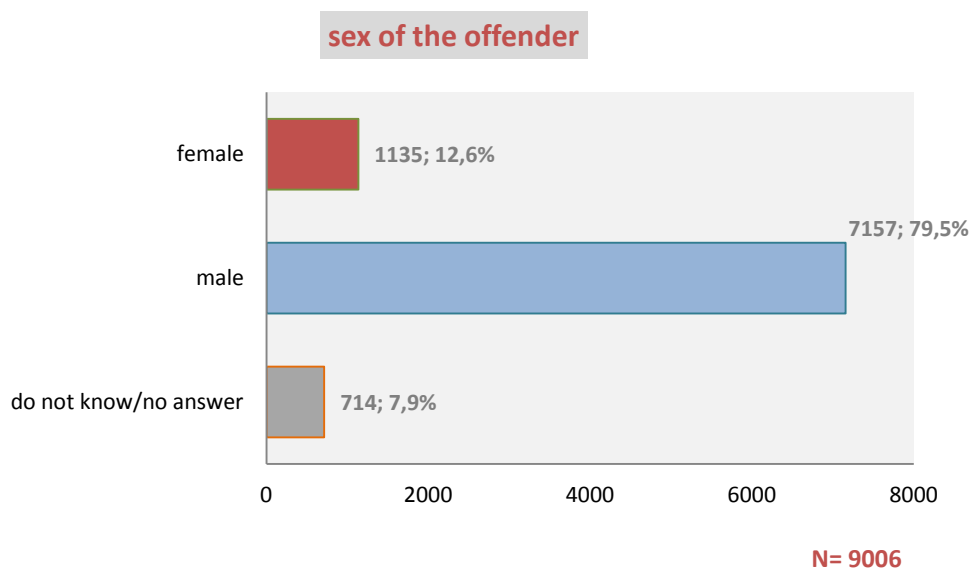


age of the victim	N	%
0-3	107	1,2
4-5	94	1,1
6-10	287	3,2
11-17	399	4,5
18-24	473	5,3
25-30	439	4,9
31-34	433	4,8
35-40	736	8,2
41-44	430	4,8
45-50	642	7,2
51-54	312	3,5
55-60	387	4,3
61-64	196	2,2
65 +	809	9,0
do not know/no answer	3201	35,8
Total	8945	100



STATISTICAL REPORT | 2012

offender



age of the offender	N	%
0-10	11	0,1
11-17	76	0,8
18-24	227	2,5
25-30	365	4,1
31-34	307	3,4
35-40	623	6,9
41-44	348	3,9
45-50	566	6,3
51-54	238	2,6
55-60	266	3,0
61-64	103	1,1
65 +	318	3,5
do not know/ no answer	5558	61,7
Total	9006	100

STATISTICAL REPORT | 2012

relationship between victim and offender

relationship between victim and offender	N	%
grandfather/grandmother	36	0,4
son/daughter	1018	11,3
son-in-law/daughter-in-law	33	0,4
grandson/granddaughter	28	0,3
stepfather/stepmother	19	0,2
father/mother	716	8,0
service provider	17	0,2
father-in-law/mother-in-law	51	0,6
worker	64	0,7
friend	18	0,2
school colleague	55	0,6
work colleague	54	0,6
partner	1025	11,4
known of the victim	152	1,7
husband/wife	2726	30,3
ex-partner	545	6,1
ex-husband/ex-wife	458	5,1
ex-boyfriend/ex-girlfriend	167	1,9
brother/sister	155	1,7
boyfriend/girlfriend	122	1,4
none (offender identified by the victim)	218	2,4
none (offender not identified by the victim)	448	5,0
other family member	151	1,7
neighbour	144	1,6
other relationship	258	2,9
do not know/no answer	328	3,6
Total	9006	100

Sede | **Head Office**
Unidade de Estatística | *Statistical Unit*
Rua José Estêvão 135-A | piso 1
1150 - 201 Lisboa | Portugal

T. + 351 21 358 79 28 | F. + 351 21 887 63 51 | apav.sede@apav.pt



STATISTICAL REPORT | 2012

crimes reported by victims to APAV

criminal categories	N	%
crimes against persons	2538	12,5
crimes against life in society	51	0,3
crimes against the state	49	0,2
domestic violence	16970	83,6
crimes against property	494	2,4
road traffic crimes	46	0,2
other crimes	62	0,3
regulatory offenses	101	0,5
Total	20311	100

STATISTICAL REPORT | 2012

- crimes against persons

crimes against persons: life or physical integrity	N	%
murder	10	0,4
attempted murder	14	0,6
medical neglect	2	0,1
medical intervention without permission of the patient	1	0,04
abuse	185	7,3
simple psysical injuries	504	19,9
Serious psysical injuries	134	5,3
other pshysical injuries	60	2,4
other crimes against life or physical integrity	41	1,6
crimes against persons: personal freedom	N	%
threats/coercion	666	26,2
kidnap	48	1,9
abduction	7	0,3
trafficking in human beings - labour exploitation	7	0,3
trafficking in human beings - sexual exploitation	2	0,1
trafficking in human beings - extraction of organs	1	0,04
other crimes against personal freedom	23	0,9
crimes against persons: sexual crimes	N	%
sexual abuse of children (under age 14)	52	2
sexual harassment (with practice of sexual acts)	34	1,3
sexual importuning	52	2
procuring	11	0,4
child pornography	4	0,2
rape	79	3,1
other sexual crimes	24	0,9
crimes against persons: honor/privacy	N	%
violation of privacy	141	5,6
defamation	315	12,4
violation of correspondence	20	0,8
unlawful entry	31	1,2
other crimes against honor/privacy	70	2,8
Total	2538	100



STATISTICAL REPORT | 2012

- domestic violence

domestic violence: wider sense	N	%
sexual abuse of children (under the age of 14)	27	0,2
sexual abuse of minor dependent	7	0,04
sexual abuse of person unable to resist	1	0,01
sexual coercion	47	0,3
rape	57	0,3
violation of privacy	59	0,3
damage	198	1,2
theft/robbery	116	0,7
unlawful entry	315	1,9
violation of alimony	58	0,3
violation of correspondence	98	0,6
attempted murder	57	0,3
murder	1	0,01
other crimes in a wider sense	70	0,4
domestic violence: strict sense		
threats/coercion	2995	17,6
defamation/slurs	1647	9,7
physical abuse	4530	26,7
mental abuse	6085	35,9
sexual crimes	264	1,6
other crimes in strict sense	305	1,8
Total	16970	100



STATISTICAL REPORT | 2012

- crimes against property

crimes against property	N	%
credit card fraud	24	4,9
breach of trust	91	18,4
fraud	57	11,5
extortion	24	4,9
criminal damage	107	21,7
home theft	33	6,7
theft of display products	2	0,4
motor vehicle theft	12	2,4
pickpocketing	6	1,2
other thefts	42	8,5
home robbery	26	5,3
carjacking	3	0,6
purse snatching	17	3,4
other robberies	30	6,1
other crimes against property	17	3,4
Total	494	100

- other crimes

other crimes	N	%
racial, religious or sexual discrimination	12	19,4
slavery	9	14,5
drug trafficking	9	14,5
aiding and abetting illegal immigration	1	1,6
outros crimes	31	50
Total	62	100

Sede | **Head Office**
Unidade de Estatística | *Statistical Unit*
Rua José Estêvão 135-A | piso 1
1150 - 201 Lisboa | Portugal

T. + 351 21 358 79 28 | F. + 351 21 887 63 51 | apav.sede@apav.pt



STATISTICAL REPORT | 2012

- regulatory offenses

regulatory offenses	N	%
sexual harassment	29	28,7
discrimination - racial, religious, sexual, by age, nationality or gender	68	67,3
Other regulatory offenses	4	4
Total	101	100