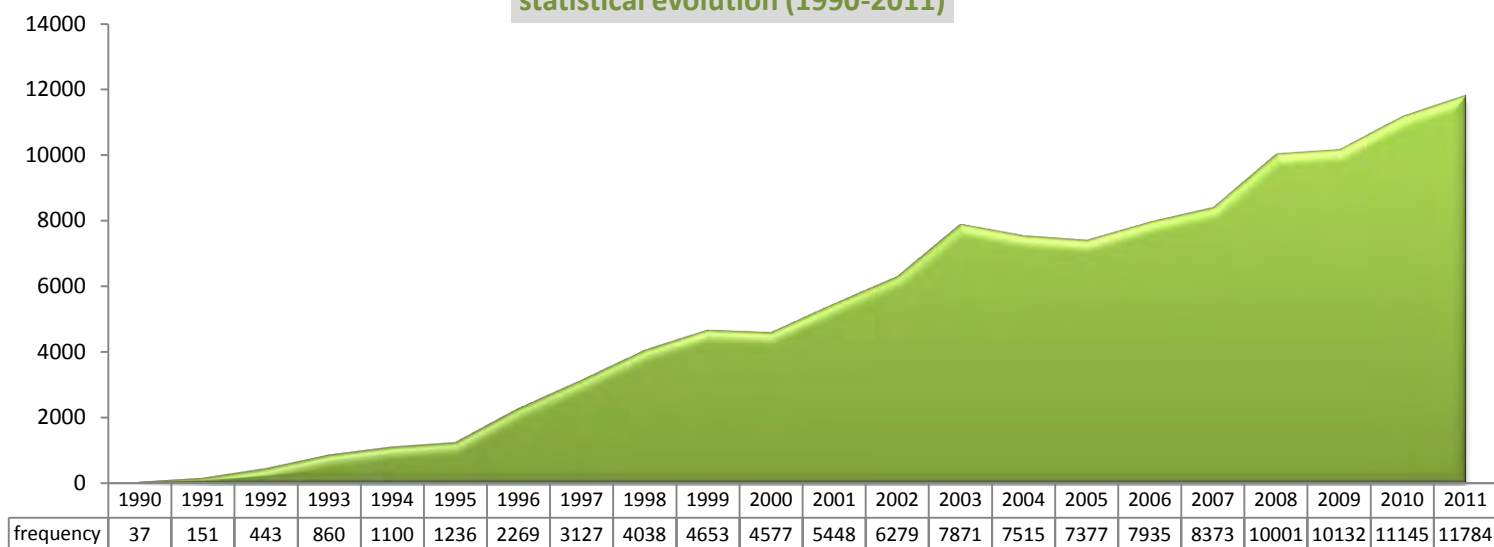


STATISTICAL REPORT | 2011

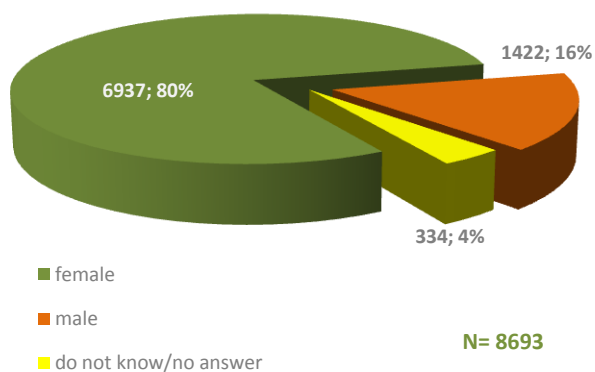
statistical evolution (1990-2011)



N= 116 351

victim

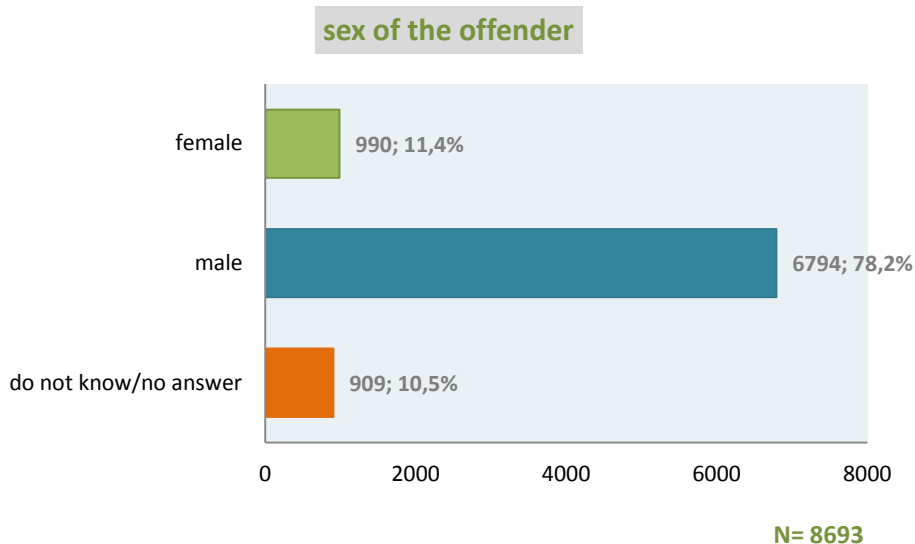
sex of the victim



age of the victim	N	%
0-3	108	1,2
4-5	88	1
6-10	226	2,6
11-17	373	4,3
18-24	458	5,3
25-30	493	5,7
31-34	395	4,5
35-40	672	7,7
41-44	403	4,6
45-50	580	6,7
51-54	275	3,2
55-60	367	4,2
61-64	168	1,9
65 +	749	8,6
do not know/no answer	3338	38,4
Total	8693	100

STATISTICAL REPORT | 2011

offender



age of the offender	N	%
0-10	7	0,1
11-17	70	0,8
18-24	258	3
25-30	324	3,7
31-34	283	3,3
35-40	634	7,3
41-44	355	4,1
45-50	456	5,2
51-54	199	2,3
55-60	254	2,9
61-64	112	1,3
65 +	292	3,4
do not know/ no answer	5449	62,7
Total	8693	100



STATISTICAL REPORT | 2011

relationship between victim and offender

relationship between victim and offender	N	%
grandfather/grandmother	43	0,5
son/daughter	947	10,9
son-in-law/daughter-in-law	19	0,2
grandson/granddaughter	25	0,3
stepfather/stepmother	12	0,1
father/mother	656	7,5
service provider	19	0,2
father-in-law/mother-in-law	37	0,4
worker	46	0,5
friend	27	0,3
school colleague	24	0,3
work colleague	25	0,3
partner	1023	11,8
known of the victim	132	1,5
husband/wife	2663	30,6
ex-partner	541	6,2
ex-husband/ex-wife	465	5,3
ex-boyfriend/ex-girlfriend	182	2,1
brother/sister	110	1,3
boyfriend/girlfriend	125	1,4
none (offender identified by the victim)	162	1,9
none (offender not identified by the victim)	592	6,8
other family member	149	1,7
neighbour	172	2
other relationship	208	2,4
do not know/no answer	289	3,3
Total	8693	100



STATISTICAL REPORT | 2011

crimes reported by victims to APAV

criminal categories	N	%
crimes against persons	2078	11,3
crimes against life in society	89	0,5
crimes against the state	30	0,2
domestic violence	15724	85,1
crimes against property	300	1,6
road traffic crimes	57	0,3
other crimes	91	0,5
regulatory offenses	101	0,5
Total	18470	100

- crimes against persons

crimes against persons: life or physical integrity	N	%
murder	12	1,6
attempted murder	22	2,9
medical neglect	10	1,3
medical intervention without permission of the patient	1	0,1
abuse	160	21,2
physical assault	103	13,6
simple psysical injuries	376	49,8
other pshysical injuries	49	6,5
other crimes against life or physical integrity	22	2,9
Total	755	100

STATISTICAL REPORT | 2011

crimes against persons: personal freedom	N	%
threats/coercion	514	87
kidnap	6	1
abduction	40	6,8
trafficking in human beings - labour exploitation	3	0,5
trafficking in human beings - sexual exploitation	6	1
other crimes against personal freedom	22	3,7
Total	591	100

crimes against persons: sexual crimes	N	%
sexual abuse of children (under age 14)	60	24,5
sexual harassment (with practice of sexual acts)	36	14,7
sexual importuning	31	12,7
procuring	8	3,3
child pornography	2	0,8
rape	94	38,4
other sexual crimes	14	5,7
Total	245	100

crimes against persons: honor/privacy	N	%
violation of privacy	30	6,2
defamation	227	46,6
violation of correspondence	33	6,8
unlawful entry	160	32,9
other crimes against honor/privacy	37	7,6
Total	487	100

STATISTICAL REPORT | 2011

- domestic violence

domestic violence: wider sense	N	%
sexual abuse of children (under the age of 14)	48	1,8
sexual abuse of minor dependent	8	0,3
sexual abuse of person unable to resist	11	0,4
sexual coercion	106	4,1
rape	108	4,2
violation of privacy	124	4,8
dano	247	9,5
theft/robbery	202	7,8
unlawful entry	707	27,2
violation of alimony	102	3,9
violation of correspondence	544	21
attempted murder	82	3,2
murder	6	0,2
child abduction	69	2,7
other crimes in a wider sense	231	8,9
Total	2595	100

domestic violence: strict sense	N	%
threats/coercion	2403	18,3
defamation/slurs	786	6
physical abuse	4421	33,7
mental abuse	5231	39,8
sexual crimes	136	1
other crimes in strict sense	152	1,2
Total	13129	100

STATISTICAL REPORT | 2011

- crimes against property

crimes against property	N	%
credit card fraud	19	6,3
breach of trust	22	7,3
fraud	61	20,3
extortion	19	6,3
criminal damage	44	14,7
home theft	23	7,7
theft of display products	6	2
motor vehicle theft	5	1,7
pickpocketing	14	4,7
other thefts	17	5,7
home robbery	15	5
carjacking	1	0,3
purse snatching	12	4
other robberies	27	9
other crimes against property	15	5
Total	300	100

- other crimes

other crimes	N	%
racial discrimination	18	19,8
slavery	5	5,5
drug trafficking	32	35,2
outros crimes	36	39,6
Total	91	100

Sede | **Head Office**
Unidade de Estatística | *Statistical Unit*
Rua José Estêvão 135-A | piso 1
1150 - 201 Lisboa | Portugal

T. + 351 21 358 79 28 | F. + 351 21 887 63 51 | apav.sede@apav.pt



STATISTICAL REPORT | 2011

- regulatory offenses

regulatory offenses	N	%
sexual harassment	17	16,8
discrimination - racial, religious, sexual, by age, nationality or gender	84	83,2
Total	101	100